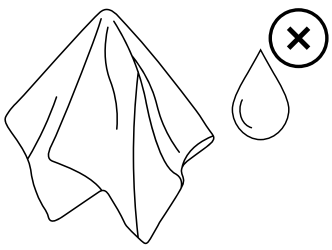


Acrylic Resin

CARE

HOW TO BEST CARE FOR ACRYLIC RESIN




Wipe clean with a non-abrasive cloth and dry thoroughly




Avoid harsh chemicals, oils, cosmetics and prolonged exposure to strong contaminants like wine and coffee




Handle with care, avoid dropping as products may chip, scratch or break




Store in a cool dry place, away from direct sunlight and extreme temperatures



Not dishwasher safe

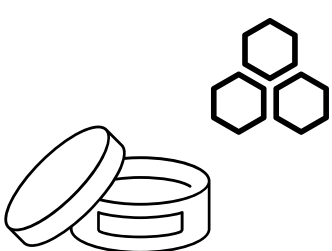


Not microwave safe



When using as planter pots opt for liners to prolong durability

PRO TIP:



Buff a thin layer of furniture wax onto the surface using circular motions to re-seal and add shine, opt for a beeswax sealer such as 'Howard Wax-It-All' for products that come into contact with food